

Catalog Number

Project

Type

## FEATURES & SPECIFICATIONS

**APPLICATION** — The WLAR-LUVM Series of LED Landscape Burial Lights will add a unique and exciting addition to your commercial landscape project. Various wattages and module housing options allow for a customized finish to any property. This high end commercial grade system is designed for 120-277V operation applications.

**CONSTRUCTION** — The WLAR-LUVM Fixture consists of a WLAR housing and the LUVM LED Module. The LUVM Module is sealed IP68 rated with IP68 rated wireway gland. Die cast heat sink designed to accommodate up to 50W of LED heat. Tempered glass lens bonded using Dow Corning mil-spec RTV silicone adhesive sealant. The LUVM driver is isolated from the LED heat and is IP66 rated for ingress against water/dust. This is housed within the die cast aluminum WLAR housing, suspended from the directional grill by two SS steel spring clips. The grill is secured to the well sleeve with two SS self-tapping screws.

**FINISH** — A cathodic epoxy electrocoat primer or E-Coat is applied to all die cast aluminum components. E-coating provides the ultimate in corrosion and chemical resistance, providing superior salt spray, humidity and cyclic corrosion endurance. After the E-Coat is applied a super durable polyester powder coat finish is electrostatically applied in our state of the art paint facility.

**OPTICAL SYSTEM** — A high-impact tempered glass lens is sealed to the housing using silicone gasket for a watertight seal. The aluminum directional grill rotates 360° for glare control.

**ELECTRICAL SYSTEM** — Using 195 2835 LED's to provide high lumens per watt power consumption LUVM module included NTC foldback circuit which monitors LED temperature on MCPCB. This will reduce driver output current in the event of high LED thermals caused by ambient temperatures above 40.0 °C

# WLAR-LUVM SERIES

## Large Burial Well Light w/LED LUVM Module



SERIES	HOUSING HEIGHT	DIAMETER
<b>WLAR-LUVM</b>	18"	10"

or in the event of debris accumulation on fixture lens. A 10Kv surge protection device is included within module. Provided with a 30' 18/5 STW cord (custom lengths available upon request). Dimming 0-10V, VIO & GRY leads included.

**MOUNTING** — Fixtures are designed to be in-ground well lights and should be installed according to the installation instructions made available by Techlight. Proper drainage and substrate must be provided for water to flow freely through the well sleeve.

**LISTINGS** — ETL listed for wet locations. Meets US and Canadian safety standards..

## ORDERING INFORMATION

Choose the bold face options for the appropriate luminaire configuration for your application and enter on the line above each fixture attribute. Accessories may be factory installed, depending on the particular accessory chosen, but still be ordered as a separate line item.

**EXAMPLE:**

**WLAR LUVM 25W GR 1 S29 C30**

SERIES	MODULE	WATTAGE	CCT	VOLTAGE	GRILL	CORD
<b>WLAR</b> = Aluminum body	<b>LUVM</b> = R40 Optic	<b>25W</b> = 25 Watts	<b>GR</b> = Green <b>65K</b> = Clear White <b>CMVS</b> = Clear Mercury Vapor Spectral Distribution	<b>1</b> = Multi-Volt <sup>1</sup>	<b>S29</b> = Aluminum Directional Grill	<b>C30</b> = 30' Cord (Standard) <b>SP<sup>3</sup></b> = Custom Length

## NOTES

**1** = Multi-Volt is an auto ranging power supply from 120V to 277V.

**2** = Finish refers to directional grill only.

**3** = Contact factory for custom length cords.

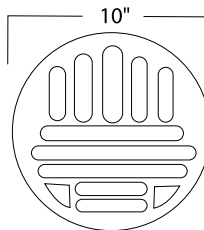
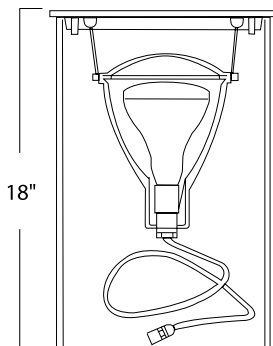
## LUMINAIRE DATA

WLAR - LUVM	Lumens		
	GR - Green	65K - Clear White	CMVS
<b>25W*</b>	3,195	4,642	4,340

\* Lumen output will be depreciated by Well Light convex lens and grill assembly. Values for module only.

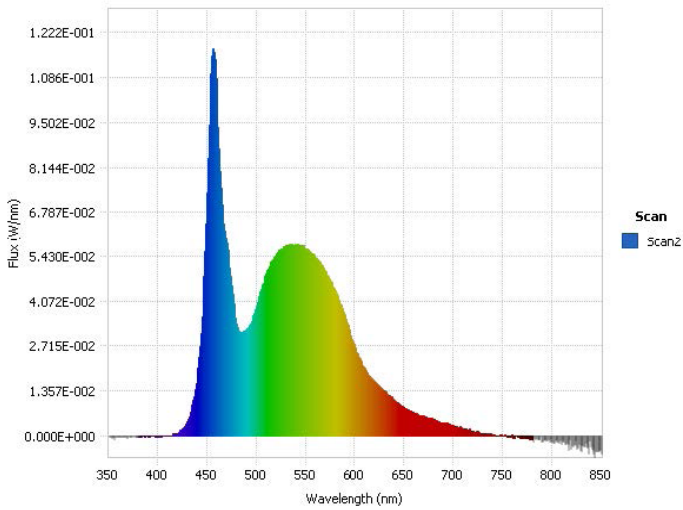
## FIXTURE DIMENSIONS

Dimensions shown are for fixture bodies only. Mounting options must be ordered separately.

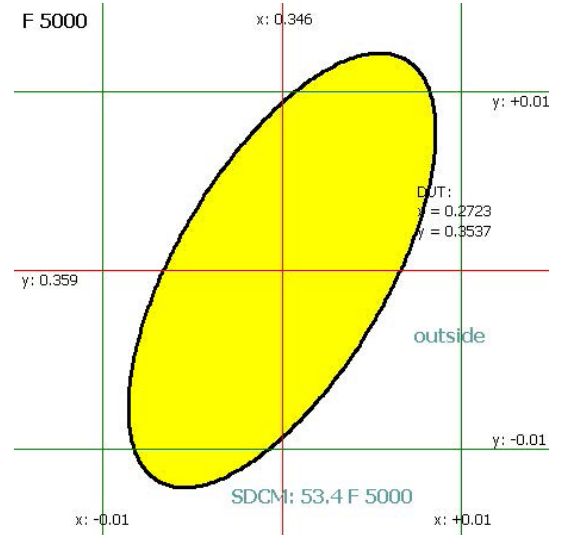


# WLAR-LUVM Large Burial Well Light w/LED LUVM Module

## SPECTRAL FLUX GRAPH



## CHROMATICITY DIAGRAM



## WLAR-LUVM COMPONENTS



Disassembled LUVM Module w/cord.


LUVM Module w/30' 18/5 STW cord ready for packaging.

## PRODUCT PACKAGING



LUVM Module inside WLAR Body for shipping with directional grill.

## FIXTURE ILLUMINATED



**WARNING:** The driver assembly is wired and programmed specific to the unit configuration ordered. Any attempt to modify this unit will void the warranty.

2707 SATSUMA | DR. DALLAS, TX 75229 | PH: 800.225.0727 | [www.techlight.com](http://www.techlight.com)

\*\*All dimensions and specifications are subject to change without notice.\*\*

REV: 20241119-03