



Catalog Number	
Project	Type

## FEATURES & SPECIFICATIONS

**POLE** — The pole shaft is fabricated from hot rolled carbon steel having a minimum yield of 55,000 PSI and conforms to ASTM A572 Grade 55 or A595 Grade A requirements. The shaft construction is a single piece of formed steel welded longitudinally. The hand hole is located 1' above the pole base. A ground lug is provided standard.

**ANCHOR BASE** — The anchor base is fabricated from a structural quality hot rolled carbon steel plate that has a minimum yield strength of 36,000 PSI. The anchor base telescopes the pole shaft and has a circumferential weld on the top and bottom.

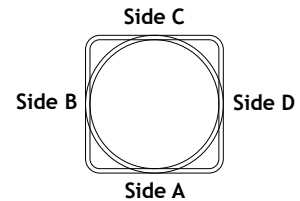
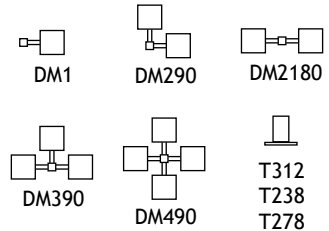
**BASE COVER** — A full base cover is provided which encapsulates the base plate and anchor bolts to provide a clean transition from pier to pole.

**FINISH** — A Super Durable Polyester powder coat finish is electrostatically applied in our state of the art paint facility. Standard colors available: Black, Bronze, US Green, White. Custom colors available upon request. Galvanizing treatments available upon request. Additional warranty extensions available with these treatments.

## 39' Steel Square Tapered 7 Gauge Pole STP SERIES



### Mounting Options

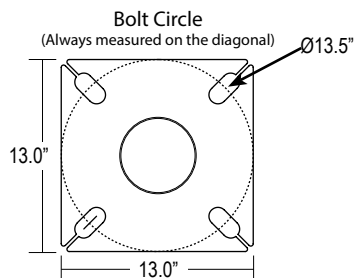


### Drilling Locations

Sides	A	B	C	D
Hand Hole	X			
DM1	X			
DM290	X	X		
DM2180		X		X
DM390	X	X		X
DM490	X	X	X	X

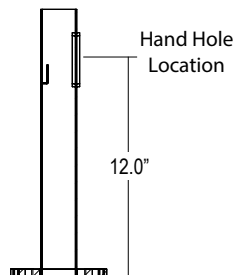
### Technical Data

Nominal Pole Height	39'-0"
Shaft Dimensions	Base OD 7.13" Top OD 2.87"
Wall Gauge	7 Gauge
Bolt Circle	13.5"
Bolt Size	1" x 36" x 4"
Base Plate Dimensions	13.0" sq. x 1.0" thk.
Est. Shipping Weight	500 lbs



### Max EPA (1.3 Gust)

90 mph	14.2
100 mph	10.4
110 mph	7.5



## ORDERING INFORMATION

Choose the bold face options for the appropriate pole configuration for your application and enter on the line above each pole attribute. Accessories may be factory installed, depending on the particular accessory chosen, but must still be ordered as a separate line item.

Example: **STP 39 7.13 7 BZ T238**

Series	Pole Height	Pole Shaft Base	Pole Gauge	Color	Mounting	Drill Pattern
<b>STP</b>	<b>39</b> 39' Nominal	<b>7.13</b> 7.13" OD	<b>7</b> 7 Gauge	<b>BK</b> Black <b>BZ</b> Bronze <b>WH</b> White <b>GR</b> US Green <b>GLV</b> Galvanized <b>GLVP</b> Galvanized and Painted <b>SP</b> Special	<b>DM1</b> Drill One Side <b>DM290</b> Drill 2 Sides at 90° <b>DM2180</b> Drill 2 Sides at 180° <b>DM390</b> Drill 3 Sides at 90° <b>DM490</b> Drill 4 Sides at 90° <b>T238</b> 2-3/8" OD Tenon (Standard) <b>T278</b> 2-7/8" OD Tenon <b>T312</b> 3-1/2" OD Tenon <b>ND</b> No Drilling	<b>Blank</b> None - for Tenon Mounting <b>SSA</b> SSA Drill Mount Pattern <b>VSA</b> VSA Drill Mount Pattern

**NOTE:** ANCHOR BOLT KITS MUST BE ORDERED AS A SEPARATE LINE ITEM. EACH KIT IS PROVIDED WITH A RIGID TEMPLATE FOR INSTALLATION. SEE ACCESSORIES FOR KIT PART NUMBERS. PLEASE NOTE ON PURCHASE ORDER IF ANCHOR BOLTS AND TEMPLATES ARE TO BE PRE-SHIPED.

### Options

(Include in Pole Ordering String Above) (Order as separate line items)

<b>TLGFA</b>	Ground Fault Receptacle
<b>PHH</b>	Additional Hand Hole
<b>AVD39</b>	Poles Anti Vibration Device

### Accessories

<b>KAB136G135R</b>	AB Kit (4) 1" x 36" Galvanized Bolts and Rigid Template
<b>KAB136G135RUSA</b>	USA Anchor Bolt Kit part for the Anchor Bolts+Template

### NOTES

- For 'Galvanized and Painted' option. You must specify a paint color code as the suffix in addition to the GLVP coating option. (Example: GLVPBZ).
- Please note location for additional hand hole when ordering. See Drilling Locations diagram for location designations.
- See Page 2 for details.
- BABA Compliant:** All of the iron, steel, manufactured products, and construction materials used are produced in the United States.

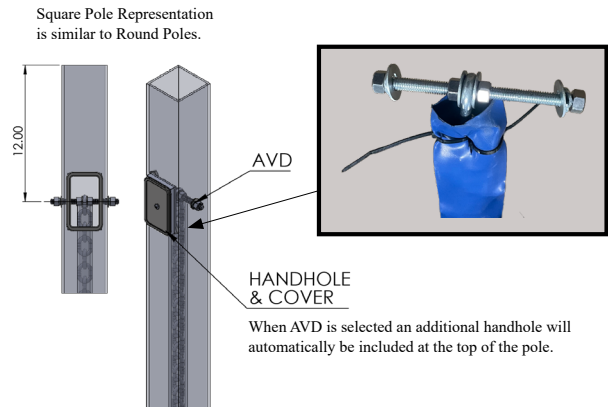


# STP SERIES 39' Steel Square Tapered 7 Gauge Pole


## Accessories (Order as separate line items)

### AVD39 - Anti vibration device for 39ft pole

PN#	Pole Height(ft)	CHAIN LENGTH (ft)
AVD39	39	26



### TL-GFIA - Ground Fault Receptacle



The GFIA (Ground Fault Circuit Interrupter) comes with a die cast aluminum in-use cover.

**For Reference Only:** The ASCE 7 Hazard Tool is the official source of information for pole selection when identifying wind speed zone limits within North America.

<https://ascehazardtool.org/>