



Catalog Number	
Project	Type

FEATURES & SPECIFICATIONS

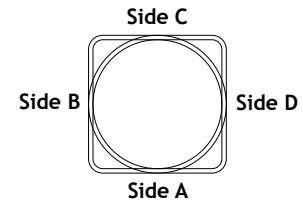
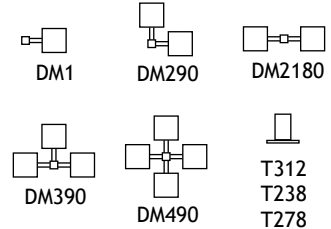
POLE — The pole shaft is fabricated from hot rolled carbon steel having a minimum yield of 46,000 PSI and conforms to ASTM A500 grade C requirements. The shaft construction is a single piece of formed steel welded longitudinally. The hand hole is located 12" above grade. A ground lug is provided standard.

FINISH — A Super Durable Polyester powder coat finish is electrostatically applied in our state of the art paint facility. Standard colors available: Black, Bronze, US Green, White. Custom colors available upon request. Galvanizing treatments available upon request. Additional warranty extensions available with these treatments.

15' Steel 4" Square 11 Gauge Direct Burial Pole SSPDB SERIES



Mounting Options



Drilling Locations

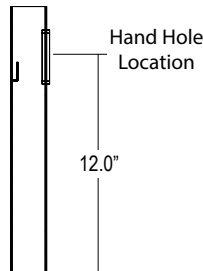
Sides	A	B	C	D
Hand Hole	X			
DM1	X			
DM290	X	X		
DM2180		X		X
DM390	X	X		X
DM490	X	X	X	X

Technical Data

Nominal Pole Height	15'-0" Above Grade
Shaft Dimensions	18" x 4"
Wall Gauge	11 Gauge
Est. Shipping Weight	139 lbs

Max EPA (1.3 Gust)

90 mph	15.7
100 mph	12.1
110 mph	9.4
120 mph	7.4
130 mph	5.8
140 mph	4.5



ORDERING INFORMATION

Choose the bold face options for the appropriate pole configuration for your application and enter on the line above each pole attribute. Accessories may be factory installed, depending on the particular accessory chosen, but must still be ordered as a separate line item.

Example: **SSPDB 15 4 11 BZ T238 NA**

(NA) is factory default for below grade drilling, unless otherwise specified in the ordering nomenclature under "Incoming Power".

SSPDB

Series	Pole Height	Pole Size	Pole Gauge	Color	Mounting	Drill Pattern	Incoming Power
SSPDB	15 15' Nominal	4 4" Square	11 11 Gauge	BK Black BZ Bronze WH White GR US Green GLV Galvanized GLVP Galvanized and Painted SP Special	DM1 Drill One Side DM290 Drill 2 Sides at 90° DM2180 Drill 2 Sides at 180° DM390 Drill 3 Sides at 90° DM490 Drill 4 Sides at 90° T238 2-3/8" OD Tenon (Standard) T278 2-7/8" OD Tenon T312 3-1/2" OD Tenon ND No Drilling	Blank None - for Tenon Mounting SSA SSA Drill Mount Pattern VSA VSA Drill Mount Pattern	NA No factory preparations AHxx 1" Wiring Access Hole TC34xx 3/4" NPT Threaded Conduit Entry PHHxx Extra Hand Hole

Options

(Include in Pole Ordering String Above)

TLGFIA Ground Fault Receptacle
AVD15 Poles Anti Vibration Device

NOTES

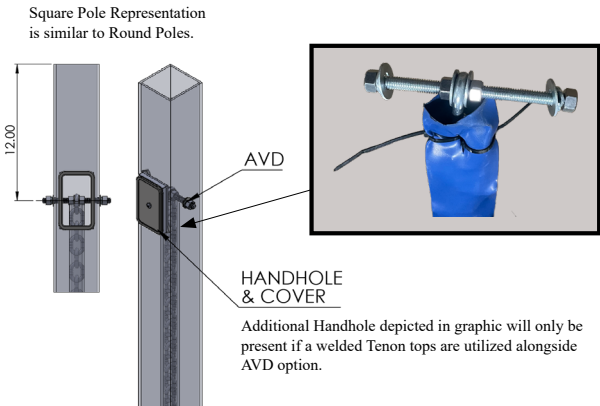
- For 'Galvanized and Painted' option. You must specify a paint color code as the suffix in addition to the GLVP coating option. (Example: GLVPBZ).
- Please note location when ordering. For 1st "x", specify height above base of pole. For 2nd "x", specify orientation from hand hole (A, B, C, D). Example: AH2C = Access Hole 2' Above Base, C Side. See Drilling Locations diagram for location designations.
- See Page 2 for details.




SSPDB SERIES 15' Steel 4" Square 11 Gauge Direct Burial Pole

AVD15 - Anti vibration device for 15ft pole

PN#	Pole Height(ft)	CHAIN LENGTH (ft)
AVD15	15	10



TL-GFIA - Ground Fault Receptacle



The GFIA (Ground Fault Circuit Interrupter) comes with a die cast aluminum in-use cover.

For Refrence Only: The ASCE 7 Hazard Tool is the official source of information for pole selection when identifying wind speed zone limits within North America.

<https://ascehazardtool.org/>