



Catalog Number	
Project	Type

FEATURES & SPECIFICATIONS

POLE — The pole shaft is fabricated from hot rolled carbon steel having a minimum yield of 55,000 PSI and conforms to ASTM A500 grade C requirements. The shaft construction is a single piece of formed steel welded longitudinally. The hand hole is located 12" above grade A ground lug is provided standard.

FINISH — A Super Durable Polyester powder coat finish is electrostatically applied in our state of the art paint facility. Standard colors available: Black, Bronze, US Green, White. Custom colors available upon request. Galvanizing treatments available upon request. Additional warranty extensions available with these treatments.

30' Steel Round Tapered 11 Gauge Direct Burial Pole

RTP SERIES

Technical Data

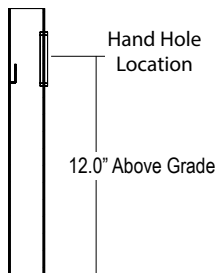
Nominal Pole Height	30'-0" Above Grade
Shaft Dimensions	37.5'-0" Overall Length Base OD 8.5" Top OD 3.6"
Wall Gauge	11 Gauge
Est. Shipping Weight	379 lbs

Max EPA (1.3 Gust)

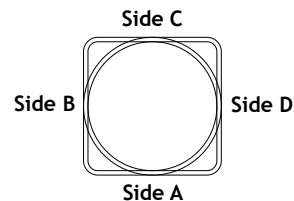
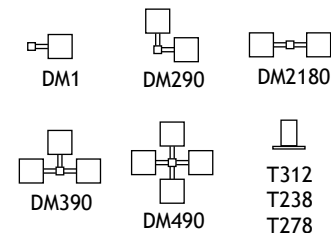
90 mph	18.6
100 mph	13.8
110 mph	10.2
120 mph	7.5
130 mph	5.3
140 mph	3.7
144 mph	2.6

For Reference Only: The ASCE 7 Hazard Tool is the official source of information for pole selection when identifying wind speed zone limits within North America.

<https://asce7hazardtool.online/>



Mounting Options



Drilling Locations

Sides	A	B	C	D
Hand Hole	X			
DM1	X			
DM290	X	X		
DM2180		X		X
DM390	X	X		X
DM490	X	X	X	X

ORDERING INFORMATION

Choose the bold face options for the appropriate pole configuration for your application and enter on the line above each pole attribute. Accessories may be factory installed, depending on the particular accessory chosen, but must still be ordered as a separate line item.

Example: **RTPDB 30 BZ T238 NA**

(NA) is factory default for below grade drilling, unless otherwise specified in the ordering nomenclature under "Incoming Power".

RTPDB

Series	Pole Height	Color	Mounting	Drill Pattern	Incoming Power
RTPDB	30 30' Above Grade	BK Black BZ Bronze WH White GR US Green GLV Galvanized GLVP¹ Galvanized and Painted SP Special	DM1 Drill One Side DM290 Drill 2 Sides at 90° DM2180 Drill 2 Sides at 180° DM390 Drill 3 Sides at 90° DM490 Drill 4 Sides at 90° T238 2-3/8" OD Tenon (Standard) T278 2-7/8" OD Tenon T312 3-1/2" OD Tenon ND No Drilling	Blank None - for Tenon Mounting S SSA Drill Mount Pattern V VSA Drill Mount Pattern	NA No factory preparations AHxx² 1" Wiring Access Hole TC34xx² 3/4" NPT Threaded Conduit Entry PHHxx² Extra Hand Hole

Options

(Include in Pole Ordering String Above)

TLGFIA Ground Fault Receptacle
AVD30³ Poles Anti Vibration Device

NOTES

- For 'Galvanized and Painted' option. You must specify a paint color code as the suffix in addition to the GLVP coating option. (Example: GLVPBZ).
- Please note location when ordering. For 1st "x", specify height above base of pole. For 2nd "x", specify orientation from hand hole (A, B, C, D). Example: AH2C = Access Hole 2' Above Base, C Side. See Drilling Locations diagram for location designations.
- See Page 2 for details.

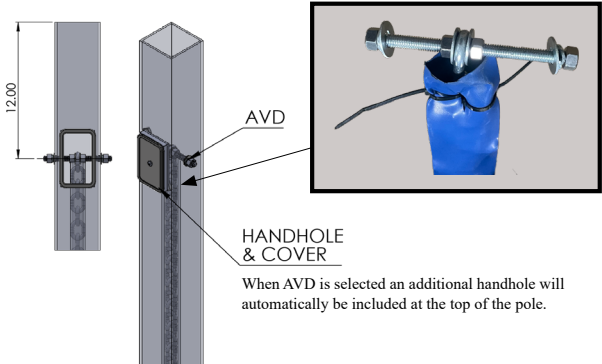


RTPDB SERIES 30' Steel Round Tapered 11 Gauge Direct Burial Pole


AVD30 - Anti vibration device for 30ft pole

PN#	Pole Height(ft)	CHAIN LENGTH (ft)
AVD30	30	20

Square Pole Representation
is similar to Round Poles.



TL-GFIA - Ground Fault Receptacle



The GFIA (Ground Fault Circuit Interrupter) comes with a die cast aluminum in-use cover.

For Refrence Only: The ASCE 7 Hazard Tool is the official source of information for pole selection when identifying wind speed zone limits within North America.

<https://ascehazardtool.org/>