



Catalog Number

Project

Type

## FEATURES & SPECIFICATIONS

**POLE** — The pole shaft is fabricated from hot rolled carbon steel having a minimum yield of 46,000 PSI and conforms to ASTM A500 grade C requirements. The shaft construction is a single piece of formed steel welded longitudinally. The hand hole is located 12" above grade A ground lug is provided standard.

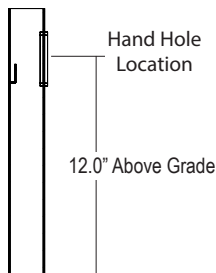
**FINISH** — A Super Durable Polyester powder coat finish is electrostatically applied in our state of the art paint facility. Standard colors available: Black, Bronze, US Green, White. Custom colors available upon request. Galvanizing treatments available upon request. Additional warranty extensions available with these treatments.

### Technical Data

Nominal Pole Height	20'-0" Above Grade
Shaft Dimensions	24" x 5"
Wall Gauge	11 Gauge
Est. Shipping Weight	207 lbs

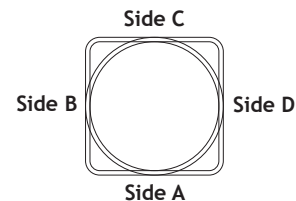
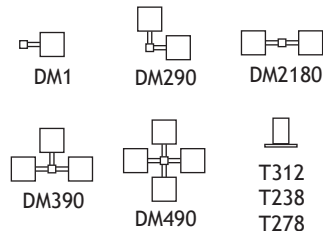
### Max EPA (1.3 Gust)

90 mph	13.3
100 mph	10.0
110 mph	7.6
120 mph	5.7
130 mph	4.3
140 mph	3.1



## 20' Steel 5" Round 11 Gauge Direct Burial Pole RSPDB SERIES

### Mounting Options



### Drilling Locations

Sides	A	B	C	D
Hand Hole	X			
DM1	X			
DM290	X	X		
DM2180		X		X
DM390	X	X		X
DM490	X	X	X	X

## ORDERING INFORMATION

Choose the bold face options for the appropriate pole configuration for your application and enter on the line above each pole attribute. Accessories may be factory installed, depending on the particular accessory chosen, but must still be ordered as a separate line item.

### RSPDB

Series	Pole Height	Pole Size	Pole Gauge	Color	Mounting	Drill Pattern	Incoming Power
<b>RSPDB</b>	<b>20</b> 20' Nominal	<b>5</b> 5" Round	<b>11</b> 11 Gauge	<b>BK</b> Black <b>BZ</b> Bronze <b>WH</b> White <b>GR</b> US Green <b>GLV</b> Galvanized <b>GLVP</b> Galvanized and Painted <b>SP</b> Special	<b>DM1</b> Drill One Side <b>DM290</b> Drill 2 Sides at 90° <b>DM2180</b> Drill 2 Sides at 180° <b>DM390</b> Drill 3 Sides at 90° <b>DM490</b> Drill 4 Sides at 90° <b>T238</b> 2-3/8" OD Tenon (Standard) <b>T278</b> 2-7/8" OD Tenon <b>T312</b> 3-1/2" OD Tenon <b>ND</b> No Drilling	<b>Blank</b> None - for Tenon Mounting <b>SSA</b> SSA Drill Mount Pattern <b>VSA</b> VSA Drill Mount Pattern	<b>NA</b> No factory preparations <b>AHxx<sup>2</sup></b> 1" Wiring Access Hole <b>TC34xx<sup>2</sup></b> 3/4" NPT Threaded Conduit Entry <b>PHHxx<sup>2</sup></b> Extra Hand Hole

### Options

(Include in Pole Ordering String Above)

**TLGFIA** Ground Fault Receptacle  
**AVD20<sup>3</sup>** Poles Anti Vibration Device

Techlight  
2707 Satsuma Drive, Dallas, TX 75229  
PH: 214.350.0591 EMAIL: Techlight@techlight.com



www.techlight.com

### NOTES

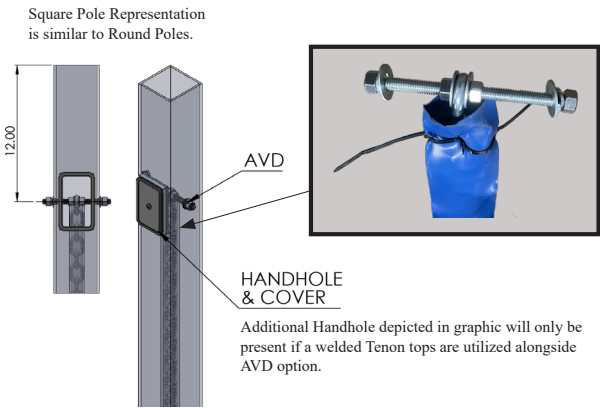
- For 'Galvanized and Painted' option. You must specify a paint color code as the suffix in addition to the GLVP coating option. (Example: GLVPBZ).
- Please note location when ordering. For 1st "x", specify height above base of pole. For 2nd "x", specify orientation from hand hole (A, B, C, D). Example: AH2C = Access Hole 2' Above Base, C Side. See Drilling Locations diagram for location designations.
- See Page 2 for details.

# RSPDB SERIES 20' Steel 5" Round 11 Gauge Direct Burial Pole


## Accessories (Order as separate line items)

### AVD20 - Anti vibration device for 20ft pole

PN#	Pole Height(ft)	CHAIN LENGTH (ft)
AVD20	20	13



### TL-GFIA - Ground Fault Receptacle



The GFIA (Ground Fault Circuit Interrupter) comes with a die cast aluminum in-use cover.

**For Reference Only:** The ASCE 7 Hazard Tool is the official source of information for pole selection when identifying wind speed zone limits within North America.

<https://ascehazardtool.org/>