



TECHLIGHT
INNOVATION IN ILLUMINATION

Catalog Number

Project

Type

FEATURES & SPECIFICATIONS

APPLICATION — The BL MR16 Copper Series of low voltage MR16 bullets are sleek and low profile. Nearly seamless integration of the shield assembly removes the opportunity for debris and water to accumulate. The array of MR16 color temperatures and beam spreads available make these fixtures indispensable for directional flood and spot lighting applications.


CONSTRUCTION — Constructed of spun copper housing, it comes standard with a die cast bronze ½" - NPS threaded knuckle mount.

OPTICAL SYSTEM — Clear, tempered glass lens. Designed specifically for bi-pin MR16 operation and can accommodate a variety of MR16 beam spreads. MR16 ceramic bi-pin socket with spring clip. Fixture requires a low voltage transformer to supply power. Comes standard with 3' #18/2 wire lead and silicone gel filled wire connectors. ORDER LAMPS SEPARATELY.

MOUNTING — Fully adjustable die-cast bronze threaded swivel arm. ½" - NPS threaded.

BL MR16 C SERIES

Low Voltage Copper MR16 Bullet



FINISH — A Super Durable Polyester powder coat finish is electrostatically applied. Standard colors available: Natural Copper, Black, Bronze, White, or OD Green. Custom colors available upon request.

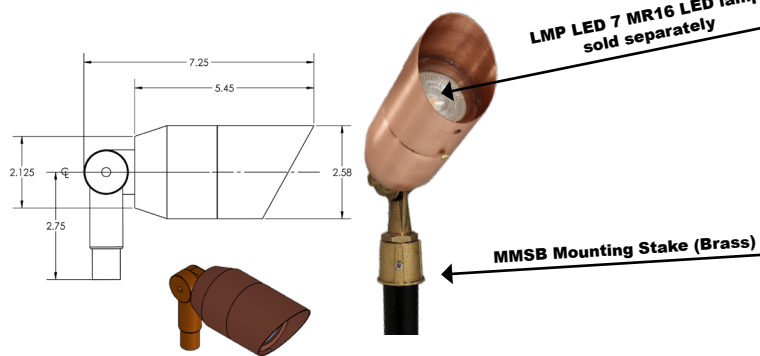
ORDERING INFORMATION

Choose the bold face options for the appropriate luminaire configuration for your application and enter on the line above each fixture attribute. Accessories may be factory installed, depending on the particular accessory chosen, but still be ordered as a separate line item.

SERIES	LAMP TYPE	HOUSING MATL.	SHIELD	FINISH
BL	MR16	C = Copper	A = 30° Angled Shield	Blank = Natural Copper BK = Black BZ = Bronze ODG = OD Green WH = White SP = Special

FIXTURE DIMENSIONS

MR16 Bullet w/30° Angled Shield



Fixture Projection Rendering
W/30° Angled Shield

EXAMPLE:

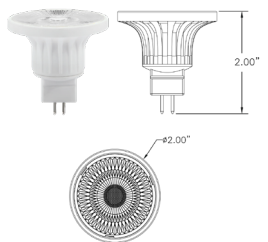
BL MR16 C A

ACCESSORIES

(Order as separate line items) See chart below, or [MR16](#) specification sheet for details.

Lamp Type	Beam Angle	CCT
LMP LED 7 MR16	15D	2700K
LMP LED 7 MR16	15D	3000K
LMP LED 7 MR16	24D	2700K
LMP LED 7 MR16	24D	3000K
LMP LED 7 MR16	36D	2700K
LMP LED 7 MR16	36D	3000K
LMP LED 7 MR16	60D	2700K
LMP LED 7 MR16	60D	3000K
LMP LED 7 MR16	60D	4000K
LMP LED 7 MR16	60D	5700K
LMP LED 7 MR16	120D	2700K
LMP LED 7 MR16	120D	3000K
LMP LED 7 MR16	120D	4000K
LMP LED 7 MR16	120D	5700K

LED Lamp Dimensions:



SMSB	12" x 1" Mounting Stake (Brass)
MMSB	18" x 1" Mounting Stake (Brass)
LMSB	20" x 2.5" Mounting Stake (Brass)

LSSEB01	150W Transformer
LMSEB02	300W Transformer

(See components section on the website for more transformer options)



B06 Brass Tree Base



TLSBBJB Brass Junction Box



PWW122LV 12 Gauge Low Voltage Cable
PWW102LV 10 Gauge Low Voltage Cable



TLHB800RCH Digital Timer



www.techlight.com