



| | |
|----------------|------|
| Catalog Number | |
| Project | Type |

FEATURES & SPECIFICATIONS

APPLICATIONS — These ALUMA-LUX Series, of PAR lamps, can be used in Techlight R40 or R30 bullet fixtures, or they can be installed in new construction installations using existing R40 or R30 bullet housings. This series of PAR lamps will bring brilliance, versatility, and energy efficiency to your outdoor environment. Enhance the beauty of your garden, pathways, and outdoor features. They're also great for outdoor fixtures with weatherproof housings, such as garage lights, security lights and various landscape lights. Choose from a spectrum of color temperatures (3000K to 6500K) to create the ideal ambiance, whether you're aiming for a warm, inviting glow or a crisp, cool illumination to highlight architectural elements. You will love these ALUMA PAR lamps!

The MVS option was specifically designed to replace mercury vapor lamps utilized to create moonlighting effects. Combining white and colored LEDs, we were able to re-create a look that lessens shadows and disperses light evenly with a gradual fade into non-illuminated areas.

CONSTRUCTION — Crafted with a robust aluminum heatsink body and mechanically bonded glass lens, these PAR lamps are built to withstand the rigors of outdoor environments. Enjoy reliable and durable lighting that stands up to the elements, ensuring your landscape stays beautifully lit.

ALUMA-LUX SERIES

Aluminum Backed PAR Lamps



ELECTRICAL SYSTEM — Each 120V lamp features a 3.5KV surge protection, ensuring the safety and longevity of your outdoor lighting investment. Illuminate your pathways, garden borders, and focal points with confidence. These PAR lamps not only add a touch of magic to your landscape but also contribute to sustainability. Experience the brilliance of advanced LED efficiency, providing stunning illumination while minimizing energy consumption.

MOUNTING — The ALUMA-LUX Series seamlessly integrate into the natural beauty of your landscape line-up. Illuminate trees, sculptures, water features, and more with a lighting solution that complements the environment, adding both functionality and aesthetic appeal. Whether it's the compact PAR30 lamp mounted in an Techlight R30 bullet for detailed highlighting or the powerful PAR38 in a R40 bullet for broader coverage, we offer a range of sizes to suit various outdoor applications. **(These lamps can also be used in any major manufacturers' R30 and R40 sized bullet fixtures.)**

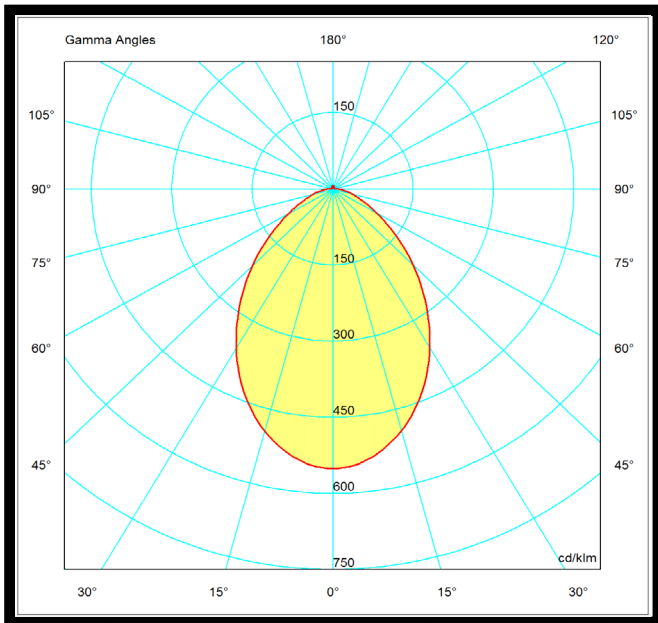
ORDERING INFORMATION

Choose the bold face options for the appropriate configuration for your application and enter on the line above each fixture attribute.

EXAMPLE:

ALUMA PAR30 12W MVS

| ALUMA | | | |
|--------------|---------------------------------|-----------------------|---|
| SERIES | LAMP SIZE | WATT | COLOR TEMP/CCT |
| ALUMA | PAR30 = PAR30 (12W only) | 12W = 12 Watts | 30K = Warm White (3000K) |
| | PAR38 = PAR38 (20W only) | 20W = 20 Watts | 40K = Neutral White (4000K) |
| | | | 65K = Daylight Blue (6500K) |
| | | | MVS = Moonlight/Mercury Vapor Spectrum (6500K+Green) |



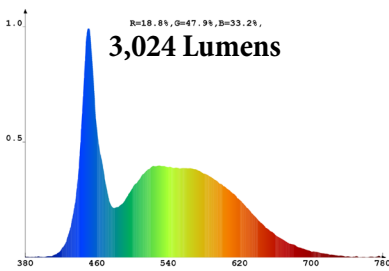
ALUMA PAR30 12W 65K - Front Lens



ALUMA-LUX Aluminum Backed PAR Lamps

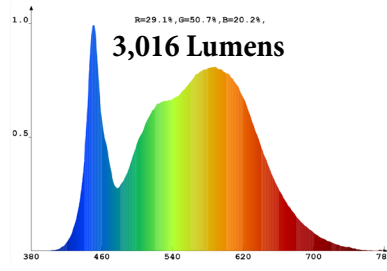
LUMINAIRE CHARACTERISTICS

PAR38 20W 6500K



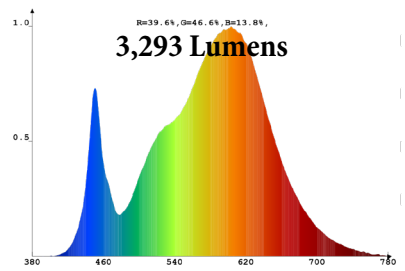
PAR38 20W 6500K Lumens: 3,024.82 lm
Volts: 120V Watts: 20W CRI: 82.4
Actual Watts: 19.03 W LPW: 158.91

PAR38 20W 4000K



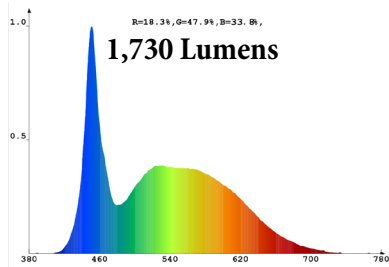
PAR38 20W 4000K Lumens: 3,016.32 lm
Volts: 120V Watts: 20W CRI: 81.9
Actual Watts: 18.98 W LPW: 158.90

PAR38 20W 3000K



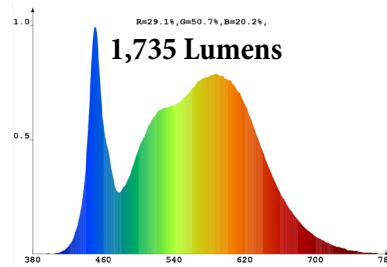
PAR38 20W 3000K Lumens: 3,293.95 lm
Volts: 120V Watts: 20W CRI: 82.2
Actual Watts: 19.40 W LPW: 169.79

PAR30 12W 6500K



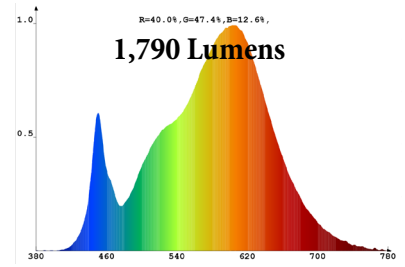
PAR30 12W 6500K Lumens: 1,730.68 lm
Volts: 120V Watts: 12W CRI: 82.8
Actual Watts: 10.85 W LPW: 159.51

PAR30 12W 4000K



PAR30 12W 4000K Lumens: 1,735.59 lm
Volts: 120V Watts: 12W CRI: 82.0
Actual Watts: 10.84 W LPW: 160.11

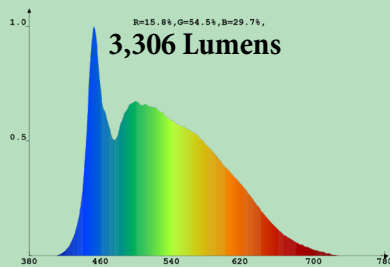
PAR30 12W 3000K



PAR30 12W 3000K Lumens: 1,790.77 lm
Volts: 120V Watts: 12W CRI: 82.5
Actual Watts: 10.95 W LPW: 163.41

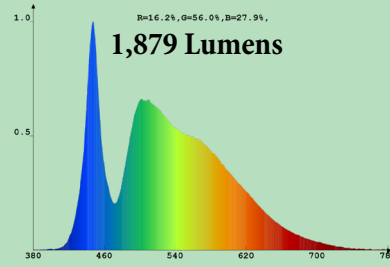
LUMINAIRE CHARACTERISTICS - Mercury Vapor Spectrum (MVS)

PAR38 20W 6500K + Green



PAR38 20W 6500K+GR Lumens: 3,306.41 lm
Volts: 120V Watts: 20W CRI: 79.2
Actual Watts: 19.30 W LPW: 171.29

PAR30 12W 6500K + Green



PAR30 12W 6500K+GR Lumens: 1,879.69 lm
Volts: 120V Watts: 12W CRI: 75.0
Actual Watts: 11.5 W LPW: 163.45



TECHLIGHT

2707 SATSUMA | DR. DALLAS, TX 75229 | PH: 800.225.0727 | www.techlight.com

All dimensions and specifications are subject to change without notice.

REV: 20241009-03