



Catalog Number	
Project	Type

## FEATURES & SPECIFICATIONS

**APPLICATION** — The VBL Large Vertical Burn Shoebox is a high-performance luminaire designed for site / area lighting. It is the perfect choice for lighting large open areas for safety and security. Wide roadway applications, parking areas, or even wall mount applications for security lighting are all suitable applications for this fixture.

**CONSTRUCTION** — The housing and door frame are constructed of formed aluminum. The flat tempered glass lens is sealed in place and a door gasket is provided for weather tight protection. A top cap is provided for easy access and maintenance. ETL listed for wet locations.

**FINISH** — A Super Durable Polyester powder coat finish is electrostatically applied in our state of the art paint facility. Standard colors available: Black, Bronze, US Green, White. Custom colors available upon request.

**OPTICAL SYSTEM** — Made with a state of the art fully rotatable reflector that uses high gloss components to achieve a precise photometric distribution. Vertical lamp position for optimum efficiency and lamp life. The fixture is a full cut-off light fixture and is Star Light Friendly with a flat lens only.

**ELECTRICAL SYSTEM** — Available in 400W thru 1000W standard metal halide, pulse-start metal halide, and high pressure sodium. Comes standard with a 4KV pulse rated mogul base socket. Each 60HZ CWA multi-tap or 480V ballast is pre-wired and installed for convenience.

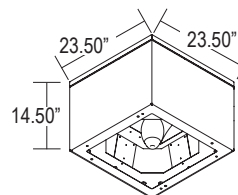
**MOUNTING** — Standard mounting options include 3" and 12" Straight Arms with internal bolt guides for square and round pole mounting on shoebox models. Yoke Mount and Spider Mounts are also available.



## Large Vertical Burn Shoebox VBL SERIES



Fixture shown with VSA Straight Arm which is ordered separately.



Series	Housing Height	Length & Width	EPA
<b>VBL</b>	14.50"	23.50" x 23.50"	3.9

## ORDERING INFORMATION

Choose the bold face options for the appropriate luminaire configuration for your application and enter on the line above each fixture attribute. Accessories may be factory installed, depending on the particular accessory chosen, but still be ordered as a separate line item.

Example: **VBLAF7BA2-PS-BZ**

Series		Mounting <sup>2</sup>		Reflector		Wattage/Source		Voltage		Lens		Pulse-Start		Finish	
<b>VBL</b>		<b>A</b>	Arm Mount	<b>K</b>	Type II Roadway	<b>1B</b>	1000W Metal Halide	<b>A</b>	Multi-Tap <sup>1</sup>	<b>1</b>	Sag	<b>PS</b>	Pulse-Start	<b>BK</b>	Black
		<b>Y</b>	Yoke Mount	<b>L</b>	Type III Parking	<b>2B</b>	1000W High Pressure Sodium	<b>B</b>	480V	<b>2</b>	Flat			<b>BZ</b>	Bronze
		<b>S</b>	Spider Mount	<b>H</b>	Type IV	<b>3B</b>	400W Metal Halide	<b>C</b>	5-Tap <sup>3</sup>					<b>GR</b>	US Green
				<b>G</b>	Type IV Automotive	<b>5B</b>	450W PS Metal Halide	<b>D</b>	6-Tap <sup>4</sup>					<b>WH</b>	White
				<b>C</b>	Type V Faceted	<b>6B</b>	750W PS Metal Halide							<b>SP</b>	Special <sup>5</sup>
				<b>E</b>	Type V High Performance	<b>7B</b>	350W PS Metal Halide								
				<b>M</b>	Type V Automotive	<b>8B</b>	320W PS Metal Halide								
						<b>9B</b>	775W PS Metal Halide								
						<b>10B</b>	750W High Pressure Sodium								
						<b>11B</b>	875W PS Metal Halide								
						<b>12B</b>	575W PS Metal Halide								

### NOTES

- Multi-Volt is 120/208/240/277V wired 277V.
- The mounting option specifies how the fixture is to be drilled for the various mounting options that are ordered separately.
- 5-Tap is 120/208/240/277/480V wired 480V.
- 6-Tap is 120/208/240/277/440/480V wired at 440V.
- Custom RAL color matching is available. Contact your Techlight sale representative for additional information.
- VSA-S Arm cannot be used when pole mounting fixtures at 90° increments.
- S115 shield must be specified as left or right sided shield from the mounting side point of view.

### Accessories (Order as separate line items)

<b>VSA-S<sup>6</sup></b>	3" Straight Arm	<b>S133</b>	Large 4 Sided Shield
<b>VSA</b>	12" Straight Arm	<b>S117</b>	Large Vandal Shield
<b>VBLSBY</b>	Large Yoke Mount		
<b>VBLSY</b>	Large Spider Mount		
<b>S84</b>	Large Back Side Shield		
<b>S115<sup>7</sup></b>	Large 2 Sided Front Side Shield		
<b>S127</b>	Large 3 Sided Front Side Shield		

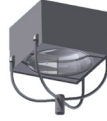
# VBL Large Vertical Burn Shoebox

## MOUNTING ACCESSORIES

**VSA-S<sup>1</sup>, VSA** (EPA 0.3)  
3" and 12" Straight Arms



**VBLSY** (EPA 0.3)  
Large Spider Mount



**VBLSBY** (EPA 0.4)  
Large Yoke Mount



## ADDITIONAL FIXTURE ACCESSORIES

**S84**  
Large Back Side Shield



**S133**  
Large 4 Sided Shield



**S115<sup>2</sup>**  
Large 2 Sided Front Side Shield








**S117**  
Large Vandal Shield



**S127**  
Large 3 Sided Front Side Shield



## EPA RATINGS (ft<sup>2</sup>)

ARM MOUNT		
Fixture Configuration	EPA's <sup>3</sup>	
	VSA-S Arm	VSA Arm
 1 @ 90°	<b>4.2</b>	<b>4.2</b>
 2 @ 180°	<b>8.4</b>	<b>8.4</b>
 2 @ 90°	<b>7.7</b>	<b>7.7</b>
 3 @ 90°	<b>10.5</b>	<b>10.5</b>
 4 @ 90° or 4 @ 70°	<b>14.4</b>	<b>14.4</b>

YOKE/SPIDER MOUNT	
EPA's <sup>3</sup>	
VBLSBY Yoke Mount	VBLSY Spider Mount
<b>4.3</b>	<b>4.2</b>

NOTES

- 1 VSA-S Arm cannot be used when pole mounting fixtures at 90° increments.
- 2 S115 shield must be specified as left or right sided shield from the mounting side point of view.
- 3 EPA's shown include both the fixture and the mounting apparatus.



**Techlight, Inc.**  
2707 Satsuma Drive  
Dallas, TX, 75229  
Phone: 214-350-0591, 800-225-0727, Fax: 214-350-9137  
www.techlight.com