



Catalog Number	
Project	Type

FEATURES & SPECIFICATIONS

POLE — The pole shaft is fabricated from hot rolled carbon steel having a minimum yield of 46,000 PSI and conforms to ASTM A500 grade C requirements. The shaft construction is a single piece of formed steel welded longitudinally. The hand hole is located 12" above grade A ground lug is provided standard.

FINISH — A Super Durable Polyester powder coat finish is electrostatically applied in our state of the art paint facility. Standard colors available: Black, Bronze, US Green, White. Custom colors available upon request. Galvanizing treatments available upon request. Additional warranty extensions available with these treatments.

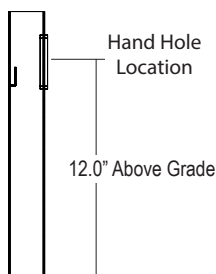
24' Steel 5" Round 11 Gauge Direct Burial Pole RSPDB SERIES

Technical Data

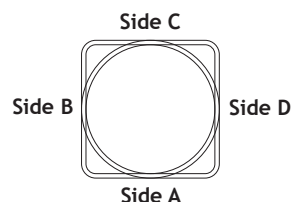
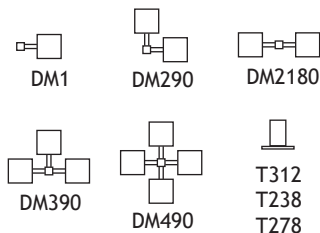
Nominal Pole Height	24'-0" Above Grade
Shaft Dimensions	30" x 5"
Wall Gauge	11 Gauge
Est. Shipping Weight	267 lbs

Max EPA (1.3 Gust)

90 mph	8.3
100 mph	5.8
110 mph	3.9
120 mph	2.5
130 mph	1.4
140 mph	N/A



Mounting Options



Drilling Locations

Sides	A	B	C	D
Hand Hole	X			
DM1	X			
DM290	X	X		
DM2180		X		X
DM390	X	X		X
DM490	X	X	X	X

ORDERING INFORMATION

Choose the bold face options for the appropriate pole configuration for your application and enter on the line above each pole attribute. Accessories may be factory installed, depending on the particular accessory chosen, but must still be ordered as a separate line item.

Example: **RSPDB 24 5 11 BZ T238 NA**

(NA) is factory default for below grade drilling, unless otherwise specified in the ordering nomenclature under "Incoming Power".

RSPDB

Series	Pole Height	Pole Size	Pole Gauge	Color	Mounting	Drill Pattern	Incoming Power
RSPDB	24 24' Nominal	5 5" Round	11 11 Gauge	BK Black BZ Bronze WH White GR US Green GLV Galvanized GLVP¹ Galvanized and Painted SP Special	DM1 Drill One Side DM290 Drill 2 Sides at 90° DM2180 Drill 2 Sides at 180° DM390 Drill 3 Sides at 90° DM490 Drill 4 Sides at 90° T238 2-3/8" OD Tenon (Standard) T278 2-7/8" OD Tenon T312 3-1/2" OD Tenon ND No Drilling	Blank None - for Tenon Mounting SSA SSA Drill Mount Pattern VSA VSA Drill Mount Pattern KTN KTN Drill Mount Pattern	NA No factory preparations AHxx² 1" Wiring Access Hole TC34xx² 3/4" NPT Threaded Conduit Entry PHHxx² Extra Hand Hole

NOTES

- Must specify paint color in addition to these coating options (Example: GLVPBZ; GLVPTGBZ).
- Please note location when ordering. For 1st "x", specify height above base of pole. For 2nd "x", specify orientation from hand hole (A, B, C, D). Example: AH2C = Access Hole 2' Above Base, C Side. See Drilling Locations diagram for location designations.
- See Page 2 for details.

Accessories (Order as separate line items)

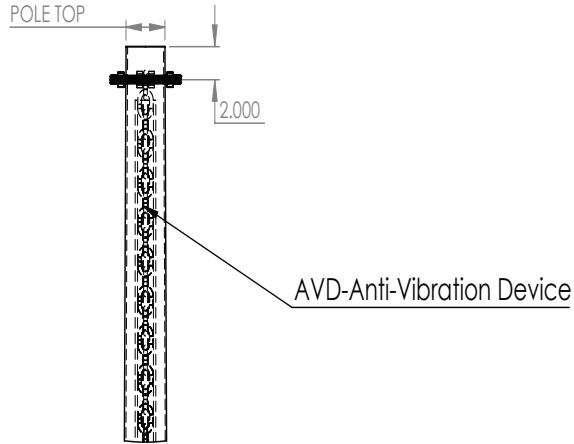
TLGFIA³	Ground Fault Receptacle
AVD20³	Poles Anti Vibration Device

RSPDB SERIES 24' Steel 5" Round 11 Gauge Direct Burial Pole


Accessories (Order as separate line items)

AVD25 - Anti vibration device for 24ft pole

PN#	Pole Height(ft)	CHAIN LENGTH (ft)
AVD25	24	16.5



TL-GFIA - Ground Fault Receptacle



The GFIA (Ground Fault Circuit Interrupter) comes with a die cast aluminum in-use cover.

For Reference Only: The ASCE 7 Hazard Tool is the official source of information for pole selection when identifying wind speed zone limits within North America.

<https://asce7hazardtool.online/>